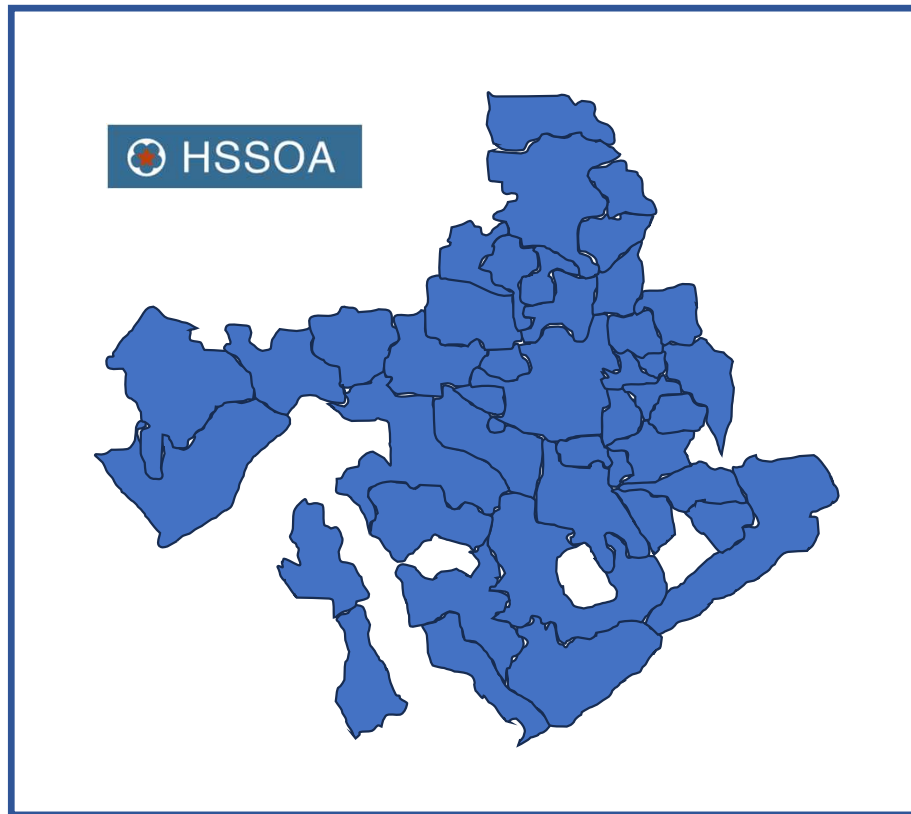


HSSOA Season 2023-24 Game & Finances Overview

June 2024

HSSOA Is A Hot Bed Of Soccer

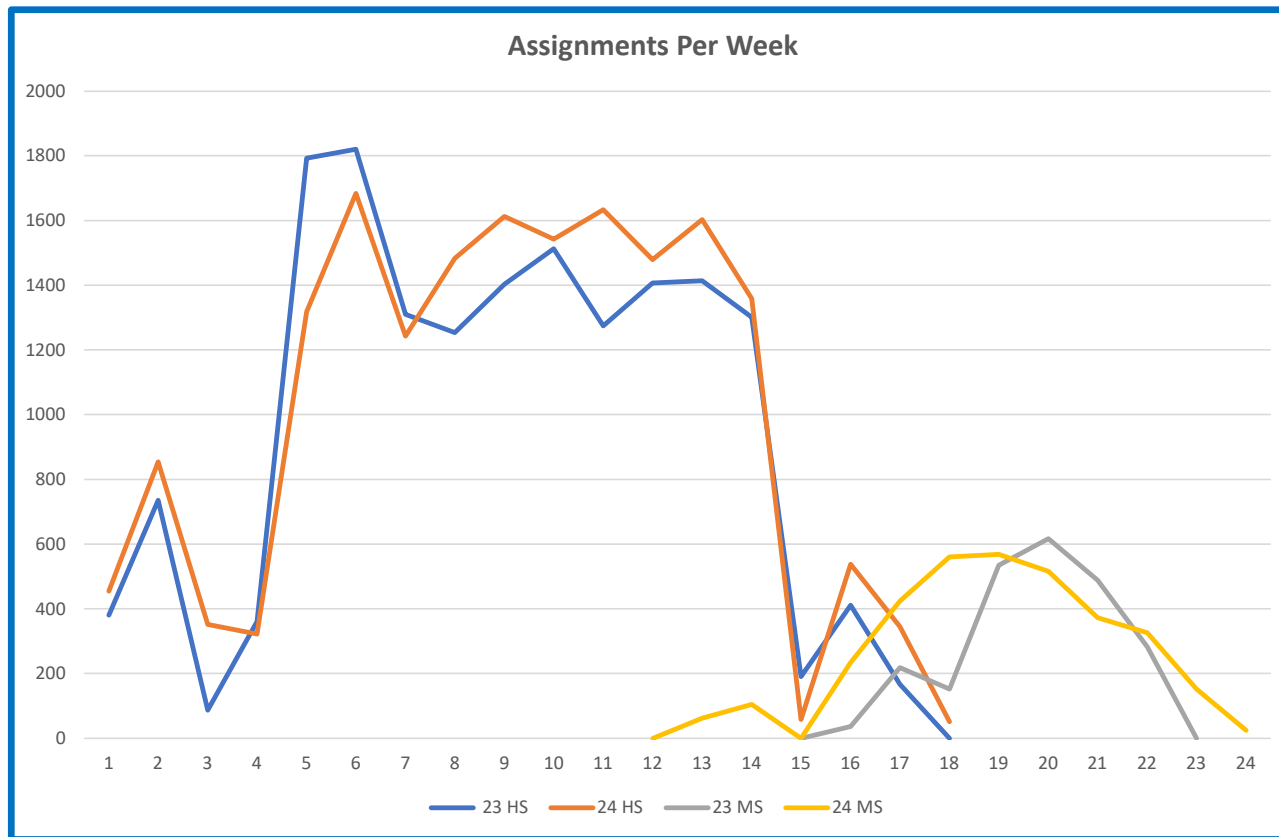


- The HSSOA area encompasses an estimated 7.6 million people with 134 soccer playing high schools and more than double that for middle schools.
- Two school districts left the area in 2023/24, Palacios and El Campo, each with one high school.
- The area includes large ISD's for example, Houston, Cy-Fair and Katy as well as many with just one high school, such as La Porte and Bay City.

HSSOA Season Overview

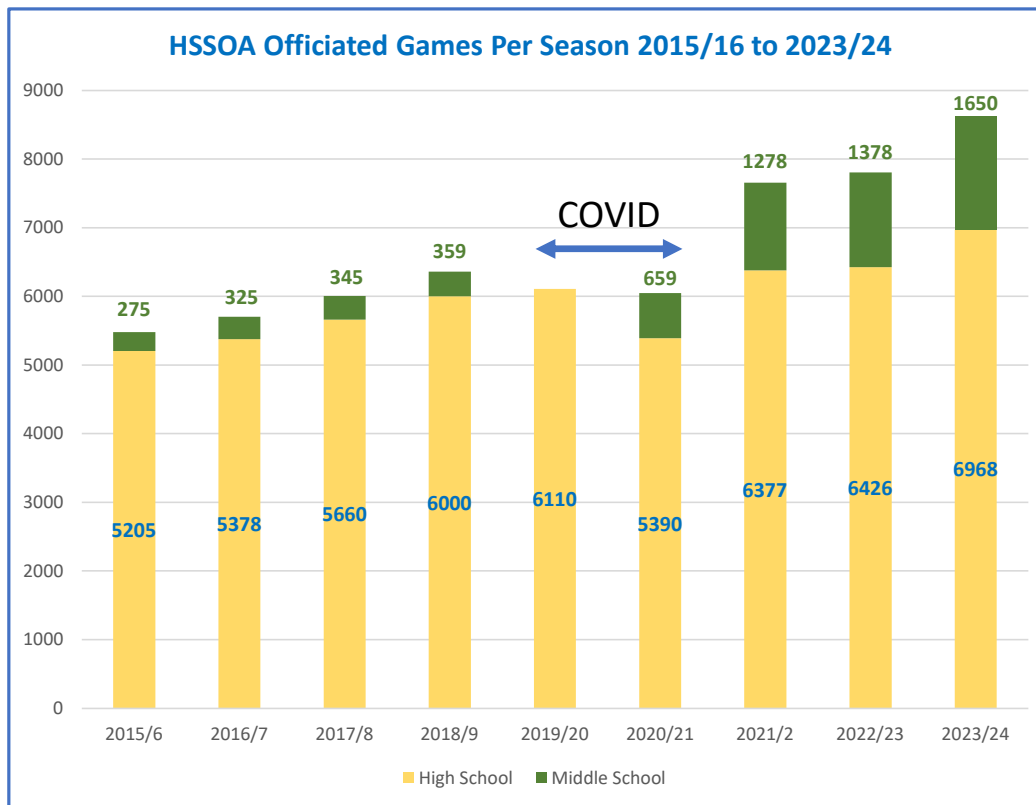
- On the field, HSSOA provided 21,181 officiating positions for 8,618 games. This is the largest number of games in chapter history. Middle school games saw notable growth.
- HSSOA had 342 members who were active officials. 63 members officiated in more than one hundred games, providing 43% of the total officiating positions. Arturo Gomez's previous 223 season game record was beaten by Brian Llewellyn on the final day of the season, reaching 225 games.
- Total gross earnings for members is estimated at \$1.43 million, an average of \$65.50 per game. Members averaged 62 officiating positions for the season, earning \$4,061.
- The chapter recorded a profit of \$20,909 as income grew, expenses were significantly below target and payables and receivables remained tightly managed.

Demand For Referees Continued To Increase



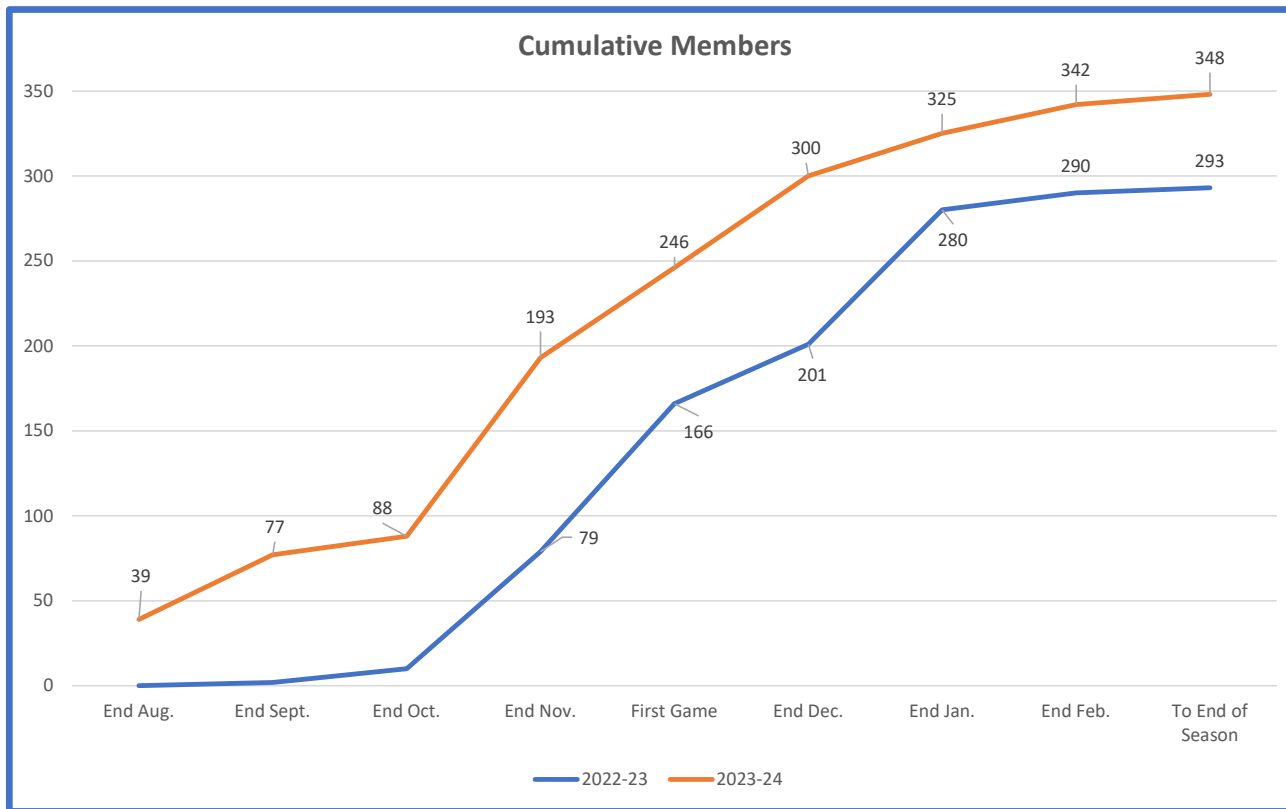
- 21,181 assignments. It was the first ever 20,000 assignment season in HSSOA's history.
- Increases came in all game types except non-District games, which was mainly weather related.
- The middle school season started earlier and finished later to accommodate all the games.

The Growth of HSSOA Games Continued



- The total of 8,618 games was 814 games more than the 7,804 in 2022/3, up 10.4%.
- 6,968 high school games was an 8% increase versus last season despite Palacios and El Campo leaving the district.
- 1,650 middle school was a 19.7% increase versus last season. New schools joined and existing ones played more games.
- 349 middle school games were cancelled and not replayed, many due to intense weather events, mainly in North Houston.
- Major growth came in scrimmage and Varsity games.

Record Member Numbers Joined HSSOA



- HSSOA made a major effort to recruit early and increase the number of members.
- 80 more referees were available on the opening day than the previous season.
- The Chapter ended with 342 active members, 49 more than the previous season.
- 237 were returnees.
- 27 returned from a previous season but did not referee last year.
- 80 new members joined.

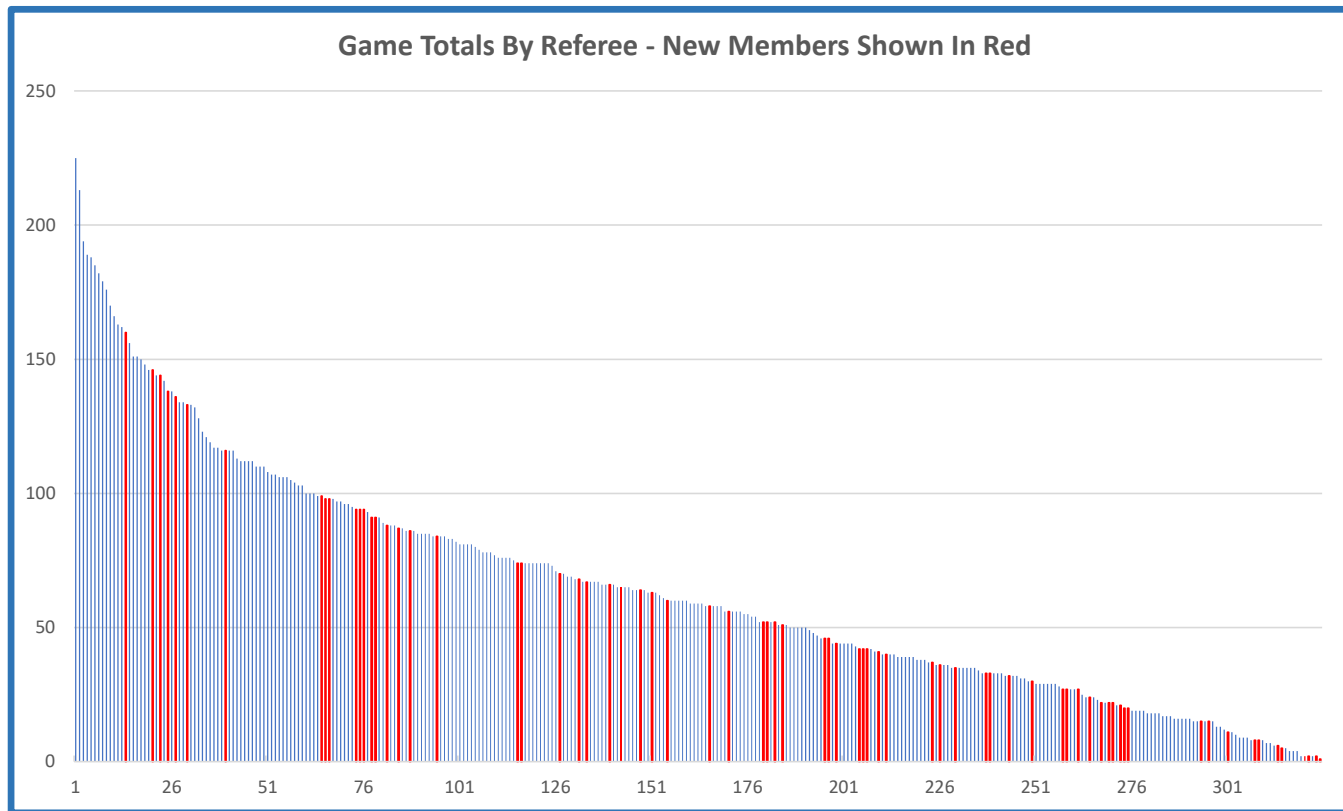
Active HSSOA Members Game Counts

Category	Games Officiated In	# Refs	%	Games Positions	%	Ave. Games	Production
High Milers	>150	18	5%	3160	15%	176	283%
Cruisers	100-149	45	13%	5383	25%	120	193%
Gamers	75-99	52	15%	4503	21%	86	139%
Average						62	
Reliables	50-74	76	22%	4698	22%	62	100%
Occasionalists	25-49	72	21%	2615	12%	36	58%
Helpers	<25	79	23%	822	4%	10	16%
		342		21,181			

Notes:

- 18% of our members officiated 40% of the game positions.
- 65% of our members officiated 83% of the game positions.

New Members Made A Significant Contribution



- 80 new members officiated 3,875 times for HSSOA in 2023/4. This was 18% of the total Chapter assignments.
- These members averaged 48 games each over the course of the season.
- 7 new members officiated in over 100 games each. A significant contribution to the overall number of games.
- Of the 279 officials from 2021/2, 169 refereed in 2023/4. 60% retention rate.

17,881 High School Assignments

Female	Scrimmage	Tournament	Non-District	District	Play Off	Total
Freshman/Sophomore	2	4	2	34	-	42
Junior Varsity B	69	36	111	499	-	715
Junior Varsity A	383	425	249	1,963	-	3,020
Varsity	455	598	289	2,468	198	4,008
Total	909	1,063	651	4,964	198	7,785

Male	Scrimmage	Tournament	Non-District	District	Play Off	Total
Freshman/Sophomore	56	80	53	452	-	641
Junior Varsity B	154	90	162	1,083	-	1,489
Junior Varsity A	358	492	278	2,266	-	3,394
Varsity	493	853	288	2,740	198	4,572
Total	1,061	1,515	781	6,541	198	10,096

6,968 High School Games

Female	Scrimmage	Tournament	Non-District	District	Play Off	Total
Freshman/Sophomore	1	2	1	14	-	18
Junior Varsity B	37	16	48	181	-	282
Junior Varsity A	190	207	94	745	-	1,236
Varsity	230	297	111	925	66	1,629
Total	458	522	254	1,865	66	3,165

Male	Scrimmage	Tournament	Non-District	District	Play Off	Total
Freshman/Sophomore	22	31	19	153	-	225
Junior Varsity B	79	35	64	383	-	561
Junior Varsity A	179	233	99	788	-	1,299
Varsity	222	353	98	979	66	1,718
Total	502	652	280	2,303	66	3,803

Middle School – 3,300 Assignments, 1,650 Games

Assignments	Female	Male	Total
7 th Grade	696	720	1,416
8 th Grade	706	774	1,480
7th/8 th Grade	96	72	168
HISD	108	128	236
Total	1,606	1,694	3,300

- 1,650 middle school games was a 19.7% increase versus last season.
- All games were refereed in the dual format.

- 349 middle school games were cancelled and not replayed, many due to intense weather events, mainly in North Houston.

Games	Female	Male	Total
7 th Grade	348	360	708
8 th Grade	353	387	738
7th/8 th Grade	48	36	84
HISD	54	64	118
Total	803	847	1,650

Profit & Loss

1/6/22 to 5/31/23	\$
Income From Members	+119,229
Other Income	0
Gross Income	+119,229
Payments To Assignors	-76,651
Chapter Expenses	-11,211
Net Operating Income	+31,367
Non-Operating Expenses	-1,913
Escheat Payment	-3,037
Bad Debt Write Off	-5,508
Net Profit	+20,909

- HSSOA made a greater profit than planned as expenses were significantly below target, the escheat payment was smaller than expected and fewer members requested refunds than in previous years.
- The final historic bad debts that could not be recovered have been written off.
- The Assignr assigning program was successfully introduced and cost half of what was being spent on Game Officials, the previous system in use.
- Cash in the bank rose from \$43,000 to \$74,397.
- In response to this cash accumulation a program has been put in place for next season to lower membership charges and “give back” \$100 in assigning credits to qualifying members.

Receivables & Payables

Receivables, 5/31/24	\$	Credits
Current Referees	2,285	457
Suspended Referees	0	0
Previous Season Referees	0	0
ISD's	0	0
Other	0	0
Total	2,285	457

Notes:

- Receivables further decreased from the previous season.
- Residual debt from previous years either recovered or written off.

Payables, 5/31/24	\$	Credits
Current Referees	12,555	2,511
Not Current or Escheat	4,775	955
Escheat 2024	1,313	262
ISD's	0	0
Other	0	0
Total	18,643	3,733

Notes:

- HSSOA now up to date with escheat submissions.

HSSOA Preparing For 2024/5 With Confidence

- From Bay City to Baytown and Conroe to Galveston the chapter covers a large geography and hugely diverse population. Soccer continues to be a significant and growing sport in the region.
- The chapter will again aim to recruit more members, building on the success of the season just ended. Mentoring and training will be ramped up.
- It is estimated that there may be up to 9,000 games next season, especially as middle school games grow and if severe weather events recede.
- The chapters finances are in good shape and a platform to build on, money will be given back to members given the considerable cash balance that has built up in the chapter.
- HSSOA is well placed to serve our schools and members who are looking forward to another exciting season.